

Scaled data based on original data using
LM-79-2019 Approved Method: Electrical and Photometric Measurements of Solid-
State Lighting Products

Test Report Prepared for
Cooper Lighting Solutions

Brand: STREETWORKS

Report Number: P385539

Luminaire Tested: GAW-SA1A-760-U-5NQ

Issue Date: 3/3/2020

Test Information

Test Method: LM-79-2019
Report Number: P385539
TEST IS SCALED FROM IESNA LM-79-08 TEST DATA (G2-1903-205-5)
Test Lab: INNOVATION CENTER
Issue Date: 3/3/2020
Manufacturer: COOPER LIGHTING SOLUTIONS
Product Line: STREETWORKS
Catalog Number: GAW-SA1A-760-U-5NQ
Description: GALLEON WALL LUMINAIRE
(1) 70 CRI, 5700K, 615mA LIGHTSQUARE WITH 16 LEDS AND TYPE V NARROW OPTICS
Light Source: -
Ballast/Driver: ELECTRONIC DRIVER

Summary

Lumens per Lamp: N/A
Luminaire Lumens: 5134 lumens
Efficiency: N/A
Efficacy: 151.0 lumens/watt
Luminous Opening: Rectangular (W 0.5' x L: 0.5' x H: 0')
IES Classification: Type V - Short
BUG Rating: B2 - U0 - G1

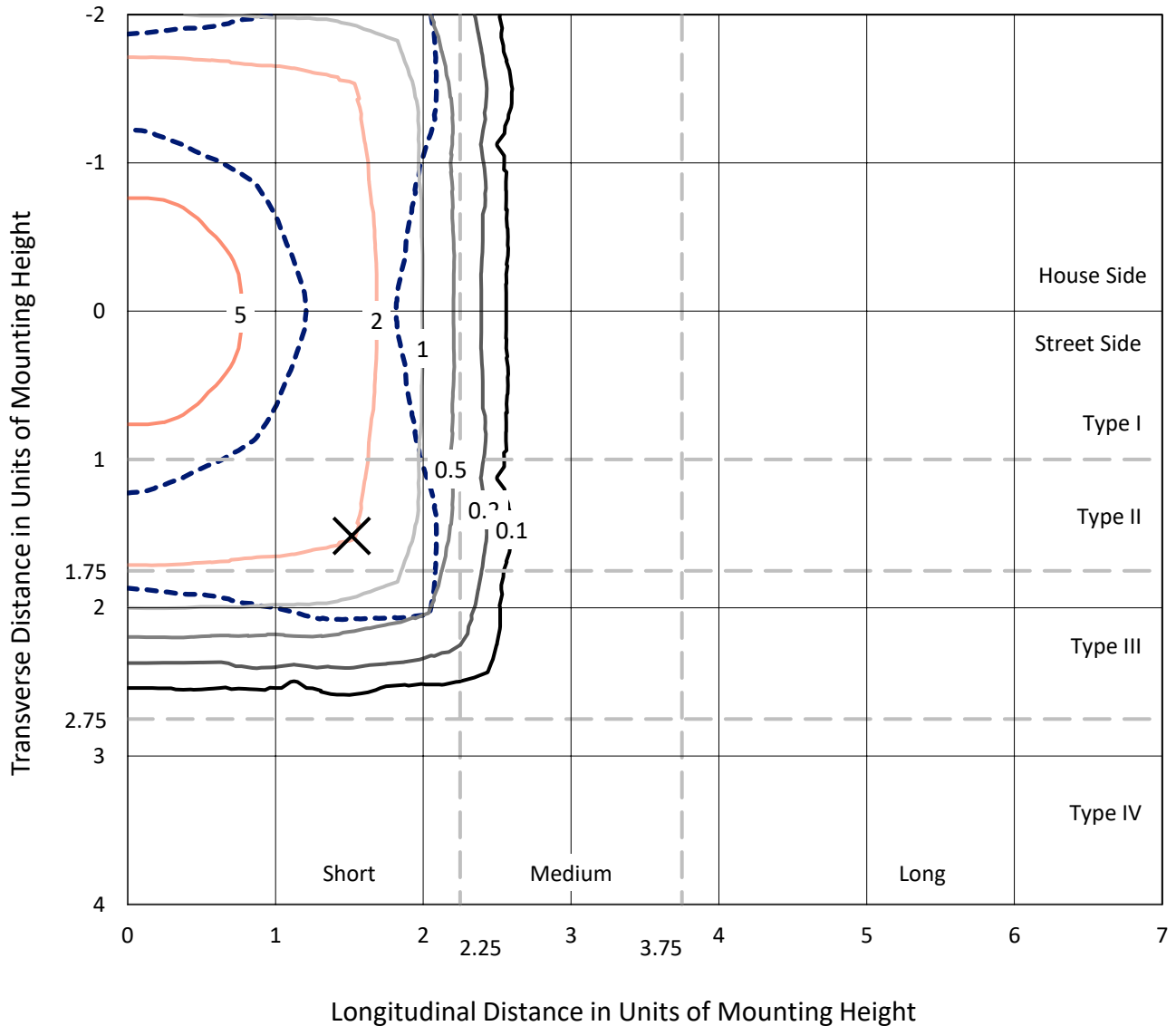
Input Watts (W): 34
Input Voltage (V): NR
Input Current (Ain): NR
Voltage Rise (V): NR
Power Factor: NR
Total Harmonic Distortion (THDi): NR
Frequency (hertz): 60
Stabilization Time: NR
Operation Time: NR
Ambient Temperature (°C): NR
Test Distance: 28.75 FT



REPORT NUMBER: P385539
 CATALOG NUMBER: GAW-SA1A-760-U-5NQ

Iso-Footcandle Lines of Horizontal Illumination

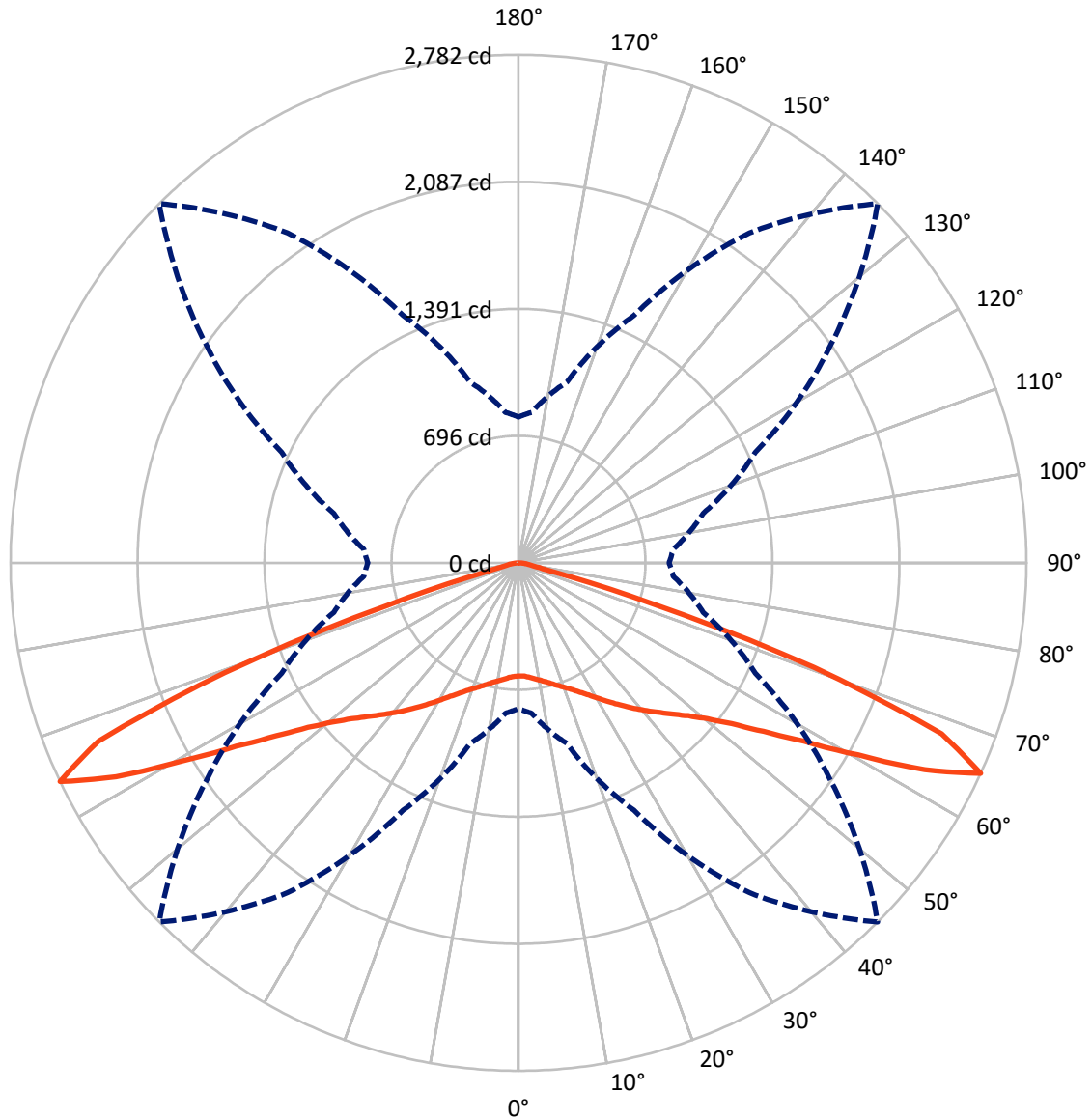
✕ Max cd
 - - - 1/2 Max cd



Based on 10 foot mounting height. Maximum calculated value = 6.2 fc
 Type V - Short - N/A

REPORT NUMBER: P385539
CATALOG NUMBER: GAW-SA1A-760-U-5NQ

Luminous Intensity Polar Plot



— Vertical Plane Through 45-Deg Lateral - - - Horizontal Cone Through 65-Deg Vertical

REPORT NUMBER: P385539
 CATALOG NUMBER: GAW-SA1A-760-U-5NQ

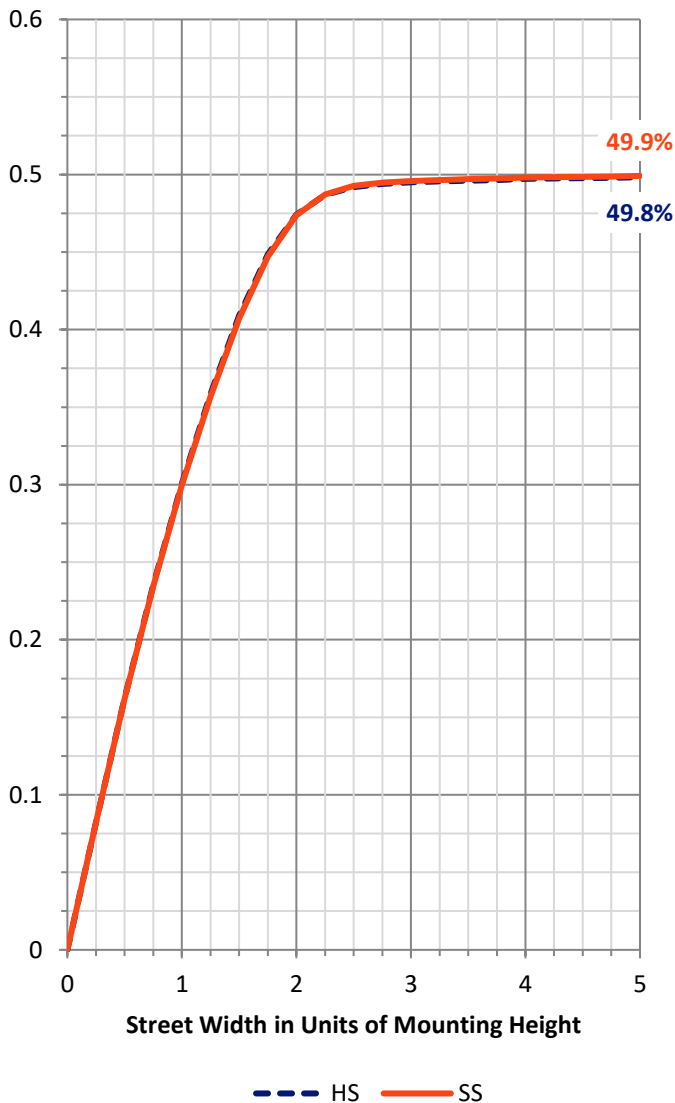
FLUX DISTRIBUTION:

		Downward	Upward	Total
House Side	Lumens	2567.0	0.0	2567.0
	% Fixture	50.0	0.0	50.0
Street Side	Lumens	2567.0	0.0	2567.0
	% Fixture	50.0	0.0	50.0
Total	Lumens	5134.0	0.0	5134.0
	% Fixture	100.0	0.0	100.0

Coefficient of Utilization

ZONAL LUMENS:

Zone	Lumens	% Fixture
0°-10°	60.8	1.2
10°-20°	195.5	3.8
20°-30°	366.8	7.1
30°-40°	606.7	11.8
40°-50°	939.7	18.3
50°-60°	1441.2	28.1
60°-70°	1344.8	26.2
70°-80°	156.5	3.0
80°-90°	22.0	0.4
90°-100°	0.0	0.0
100°-110°	0.0	0.0
110°-120°	0.0	0.0
120°-130°	0.0	0.0
130°-140°	0.0	0.0
140°-150°	0.0	0.0
150°-160°	0.0	0.0
160°-170°	0.0	0.0
170°-180°	0.0	0.0
0°-90°	5134.0	100.0
0°-180°	5134.0	100.0



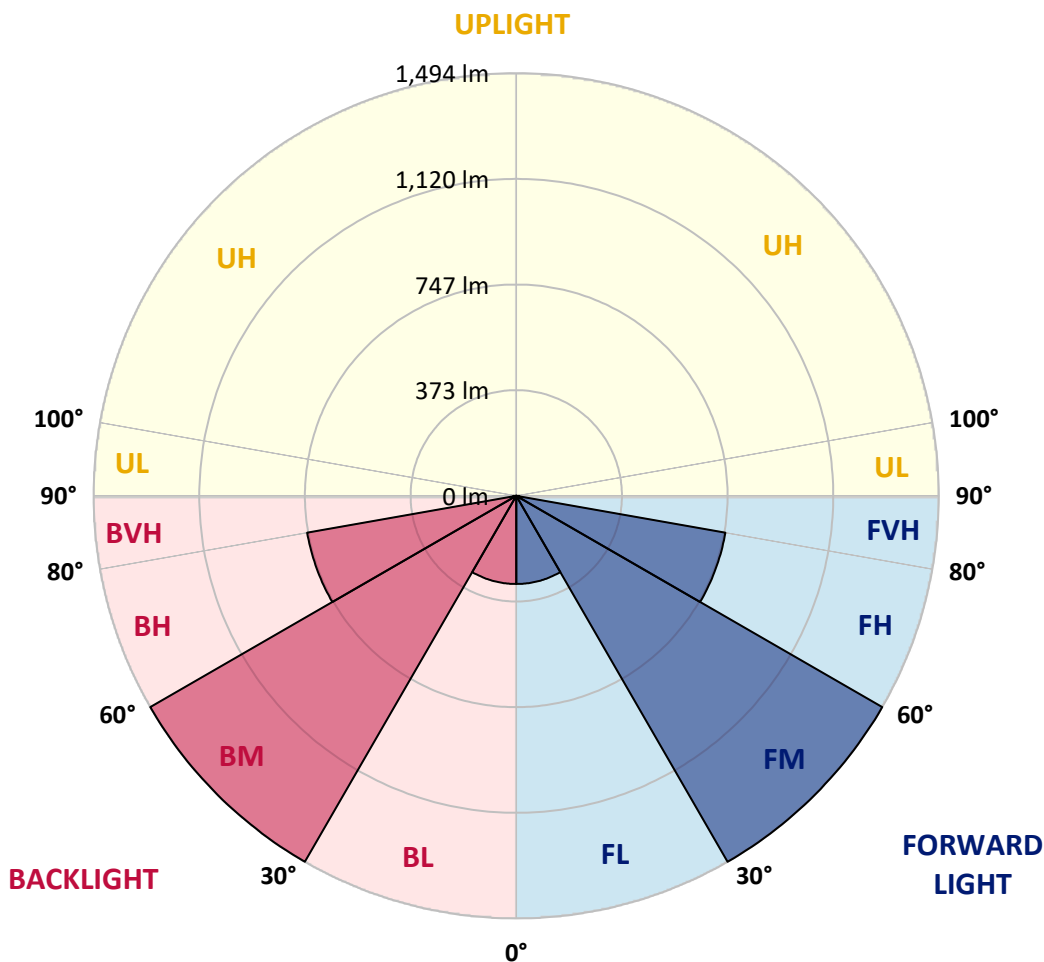
REPORT NUMBER: P385539
 CATALOG NUMBER: GAW-SA1A-760-U-5NQ

LUMINAIRE CLASSIFICATION SYSTEM LUMEN TABLE AND BUG RATING:

Zone	Lumens	% Fixture	Zone Rating/Lumen Limit		
			B	U	G
FL (0°-30°)	311.6	6.1			
FM (30°-60°)	1493.8	29.1			
FH (60°-80°)	750.6	14.6			G1/1800
FVH (80°-90°)	11.0	0.2			G1/100
BL (0°-30°)	311.6	6.1	B1/500		
BM (30°-60°)	1493.8	29.1	B2/2500		
BH (60°-80°)	750.6	14.6	B2/1000		G1/1800
BVH (80°-90°)	11.0	0.2			G1/100
UL (90°-100°)	0.0	0.0		U0/0	
UH (100°-180°)	0.0	0.0		U0/0	

BUG Rating: B2-U0-G1

Type V Short





REPORT NUMBER: P385539
 CATALOG NUMBER: GAW-SA1A-760-U-5NQ

CANDELA DISTRIBUTION (FULL):

	0°	5°	15°	25°	35°	45°	55°	65°	75°	85°	90°
0°	620.0	620.0	620.0	620.0	620.0	620.0	620.0	620.0	620.0	620.0	620.0
2.5°	622.0	621.7	622.0	622.2	621.2	621.7	621.5	622.4	622.7	622.4	622.4
5°	629.2	628.7	629.4	630.2	628.9	629.2	628.7	629.7	630.1	629.4	629.9
7.5°	639.1	639.3	639.9	641.5	640.6	641.3	640.3	640.4	640.3	639.3	639.4
10°	649.8	650.0	651.2	653.2	653.6	653.6	652.9	652.4	651.7	651.0	651.2
12.5°	662.8	663.6	664.5	667.0	667.0	668.4	668.1	666.7	665.5	664.5	664.5
15°	680.3	680.2	681.2	683.7	684.9	687.1	687.1	685.3	683.7	682.7	682.4
17.5°	698.7	699.2	699.9	703.0	704.9	707.4	707.8	706.2	705.2	703.8	703.0
20°	720.2	721.1	723.8	725.0	726.7	729.1	729.9	729.6	728.6	727.9	728.0
22.5°	745.3	747.5	749.2	750.9	752.9	754.6	755.5	756.7	755.7	755.1	754.8
25°	775.6	777.1	780.5	783.6	785.0	785.5	786.5	788.2	788.0	786.8	786.8
27.5°	810.0	812.9	817.2	821.6	821.6	819.9	823.3	826.2	825.2	823.6	821.6
30°	851.8	854.5	859.4	865.6	862.5	861.3	865.9	871.2	869.7	867.1	866.8
32.5°	896.8	899.3	905.8	912.4	908.5	906.8	911.8	919.4	916.7	911.6	908.5
35°	945.5	948.1	957.3	965.3	958.6	955.7	959.8	968.2	963.4	953.9	951.5
37.5°	998.5	999.9	1011.8	1020.0	1015.4	1007.7	1012.8	1019.0	1014.9	1003.3	998.7
40°	1053.5	1058.5	1072.3	1081.8	1073.8	1061.7	1070.3	1078.8	1072.6	1057.8	1050.0
42.5°	1117.8	1121.5	1140.0	1148.5	1135.5	1118.5	1130.1	1141.7	1135.5	1121.2	1114.4
45°	1184.6	1190.4	1212.4	1220.9	1202.2	1180.5	1194.7	1214.9	1214.4	1193.8	1186.6
47.5°	1257.4	1263.2	1289.4	1300.7	1280.4	1251.4	1271.3	1300.0	1297.9	1275.3	1269.5
50°	1341.4	1347.5	1380.2	1394.4	1375.5	1341.7	1371.7	1396.9	1393.2	1365.3	1365.8
52.5°	1446.9	1446.5	1487.3	1511.8	1492.4	1462.6	1490.2	1514.7	1499.2	1460.5	1459.3
55°	1539.3	1544.9	1595.3	1641.8	1640.7	1629.2	1640.3	1641.3	1597.0	1545.6	1539.3
57.5°	1599.9	1610.7	1681.7	1765.9	1829.0	1844.1	1822.7	1757.6	1653.8	1571.5	1561.4
60°	1562.6	1579.0	1690.6	1862.2	2048.0	2137.1	2015.9	1814.0	1609.6	1494.9	1481.3
62.5°	1310.7	1338.3	1501.8	1815.7	2236.4	2497.0	2156.0	1723.5	1434.1	1276.1	1252.8
65°	798.3	827.4	1024.4	1494.4	2205.9	2782.0	2092.1	1430.5	1046.7	850.2	825.0
67.5°	266.0	274.5	390.6	826.0	1733.7	2499.6	1736.6	856.4	455.5	302.0	293.1
70°	104.1	105.0	123.9	239.4	818.7	1716.8	903.4	243.7	129.5	102.4	104.6
72.5°	76.5	76.9	82.1	100.0	213.4	756.3	221.0	100.5	79.9	71.7	71.7
75°	61.5	61.5	65.3	72.9	95.6	173.5	97.0	72.1	62.5	57.3	56.6
77.5°	48.6	49.6	52.5	57.4	64.8	83.5	67.1	57.1	50.4	45.5	44.5
80°	36.1	37.2	41.9	44.3	46.5	57.9	49.6	44.7	39.9	34.1	33.1
82.5°	23.7	24.7	30.7	32.0	31.5	37.8	33.4	32.9	29.3	22.0	21.0
85°	15.5	15.8	20.5	21.3	19.6	17.2	21.3	22.5	20.5	14.3	13.8
87.5°	7.3	7.3	10.4	9.7	8.9	7.2	9.7	11.4	11.6	7.0	6.8
90°	0.0	0.0	0.0	0.0	0.0	0.0	0.0	0.0	0.0	0.0	0.0

(END OF REPORT)